

Instructions:

At the scheduled date and time of the meeting, dial into the conference line. When prompted, enter the Access Code followed by the pound key.

To join the online Webinar meeting:

1. click <https://www.freeconferencecall.com/join/martiele5> . Once you click on link, it will prompt you to download the Free Conference Call app on your computer, smart phone or tablet
2. Once downloaded run the application by double clicking it.
3. You'll be prompted to enter your name and email.
4. You can watch the 1minute tutorial and then join the webinar call.
5. You will see a grey pop up bar, click on the video icon to be seen and choose your audio preferences (your mic & speaker)
6. Please find attached instructions to help you get into the webinar.

Those attending outside of the US, can use the call in numbers listed here:

<https://www.freeconferencecall.com/wall/martiele5/#international>

Participants are provided with an in-country dial in number from any of the 55 countries. (Local Service Provider fees may apply). Or international folks can view via their computer on the link above.

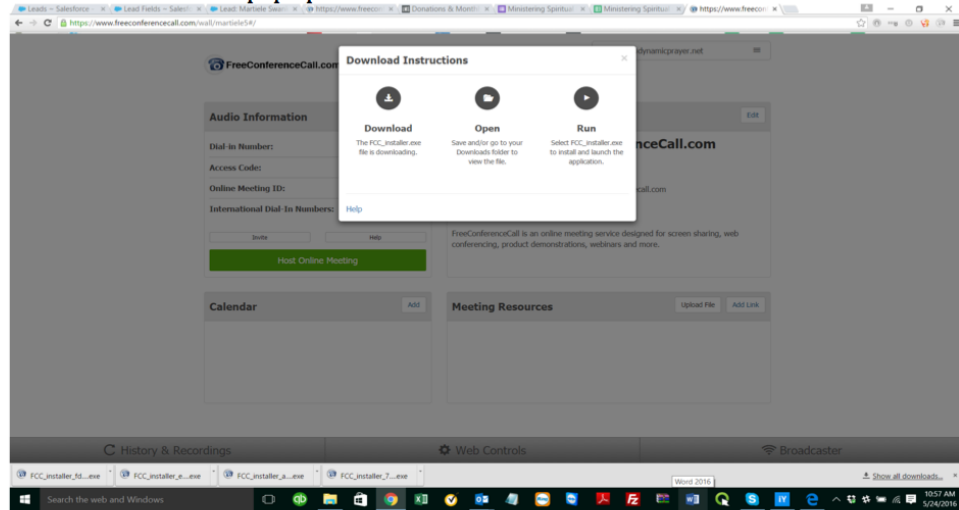
STEPS TO JOIN WEBINAR ON SMART PHONE, IPAD OR A COMPUTER.

1. Please click on this link to enter the webinar:

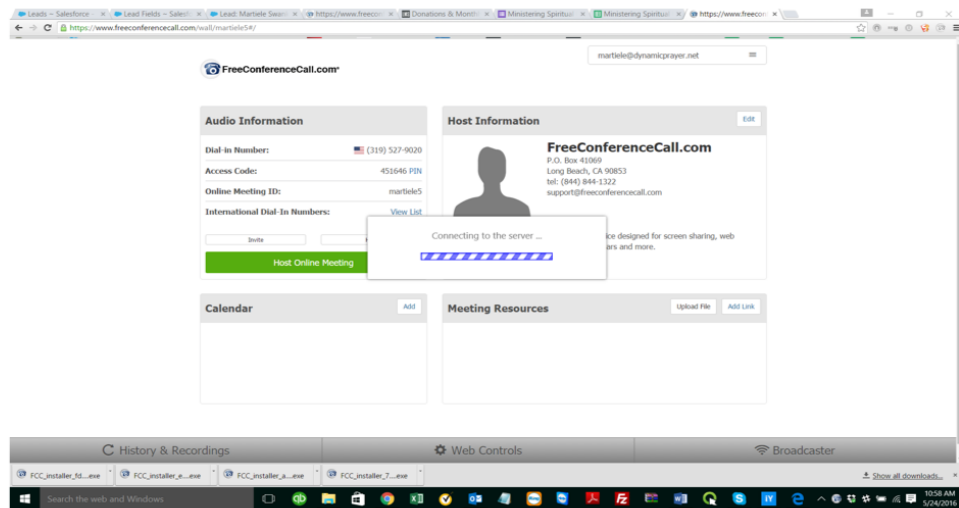
<https://www.freeconferencecall.com/join/martiele5>

You should see the below screen

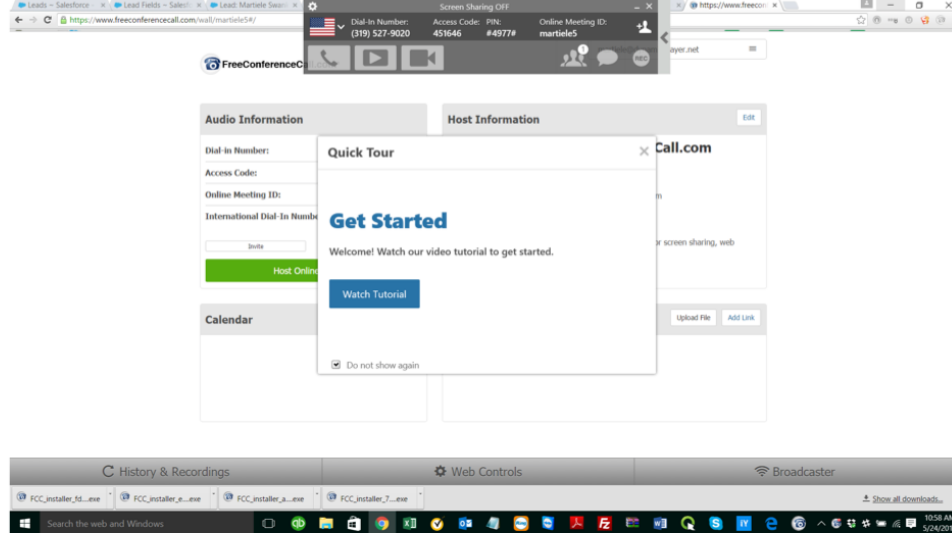
Click on the download pop up button below



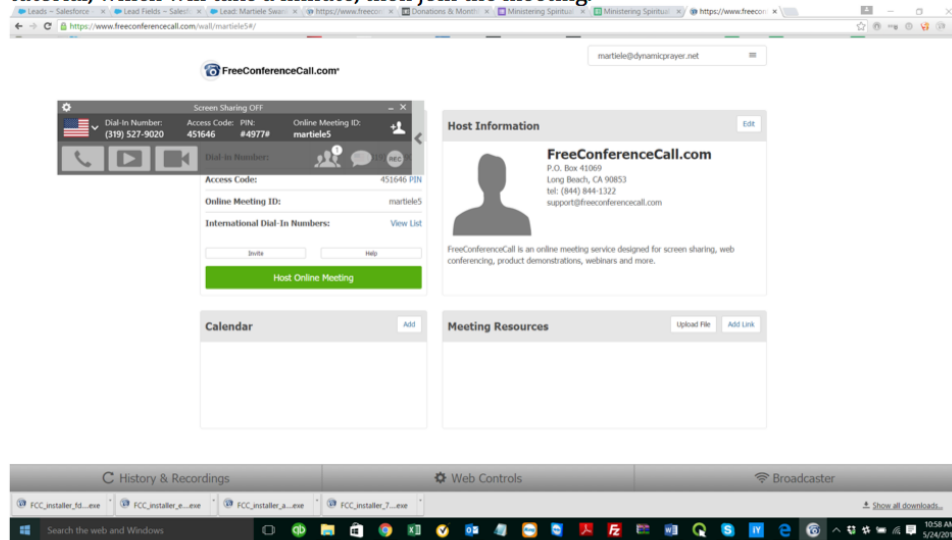
2. Double click on the application labeled FCC installer at the lower left hand corner of your screen, as seen above, and it will load for you.



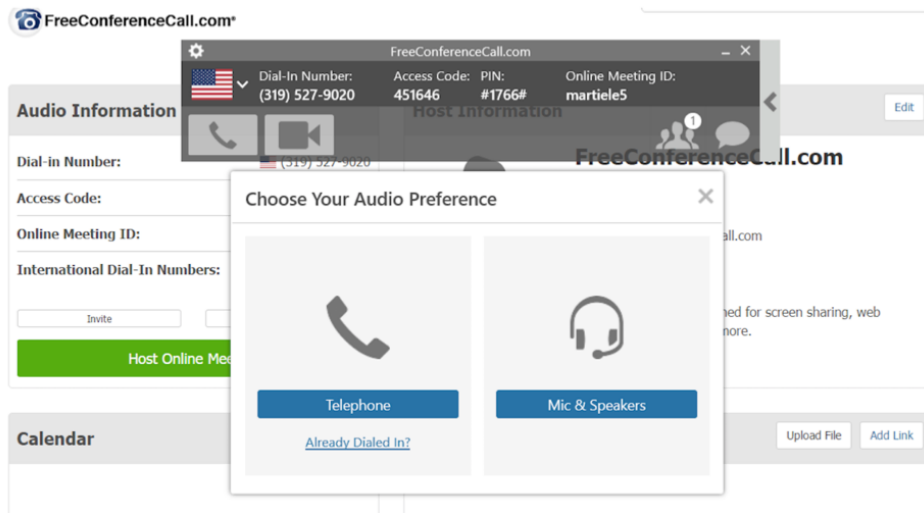
3. This window appears letting you know you are connecting to the server.



4. When this screen appears you have entered the webinar conference call. Watch the tutorial, which will take a minute, then join the meeting.



5. Once you are in you will see the grey pop up bar. It is here where you can click on the video icon to be seen or the text box to send a message and so forth.



6. The above screen will appear once you click the video button. Choose your audio preferences. Click on the chat box below if you want to send a message.

